

*School Leader Talk
For
Sec 4/5 Parents*

26 Jan 2024



Sec 4/5 School Experience



Highlights for Sec 4&5



- Start-it-Right – T1W1
- Sports Carnival – 7 Mar
- Career Day – 25 Mar
- Learning Festival – (T2W9)
- Graduation Ceremony – 20 Sept
- Prom Night – 13 Nov



Stand-down from CCA commitments from 7 Mar onwards

SIR Intent

- To set the overall tone and expectations for the school and individual levels
- To help prepare students' mindsets to approach the year
- To kick-start the building of good teacher-student and student-student relationships





Exam Skills Workshops

1

Learn creative examination preparation techniques

2

Acquire a courageous and optimistic mindset that helps them to be self-empowered



Revision Strategy #3: Revise



Revise

A. Clarify unclear topics and wrong answers

1. Check your notes and review summaries
2. Think through on your own
3. Ask your teachers
4. Test yourself by asking questions related to the topics.

If you are in study groups, test each other.

C. Know your exam schedule

- Modify Bio-clock

B. Understand the examination format

1. Know structure of paper
 - i. Language
 - ii. Maths
 - iii. Science
 - iv. Humanities
 - v. Others

2. Rework your notes into a more condensed format.

E.g. Mindmaps, flashcards, charts.

D. Look through past year papers, ten-year series and papers from other schools

1. Do at one go
2. Time yourself
3. Similar environment
4. According to exam schedule

E. Plan a revision schedule

Revision Strategies

Revision Strategy #1: Self Empowering Affirmations

Choose to think and say positive, inspiring and motivating things to empower you



What is my Self Empowering Affirmation?

Exam Skills Workshops

3

Be mentally and psychologically equipped to excel in their exams



Following my teachers' footsteps to NUS, NIE, NIE

- Provide a platform and opportunities for FTs to share their personal education journey with their students
- Introduce university facilities and student life
- Inspire students to think about their future education prospects
- Encourage students to think and learn independently via self-exploration and observation



Keep Learning



Following my teachers' footsteps to NUS, NTU, NIE




Following my teachers' footsteps to NWS, NTA, NIE




Visit to Polytechnic Open House

Learn more about the courses at various polytechnics and the career options available to them



Pyssla Art



Create pyssla art pieces that reflect their personality



Supporting our Teenager

What can we do as parents




Time

- Conversations
- Understand that there are different education and career pathways your child can explore
- Be open-minded and listen to our children



Guide

- Discover their talents, strengths and interests
- Make realistic and consistent expectations



Affirm

- Affirm their efforts not just results
- Celebrate small successes, let them know you care



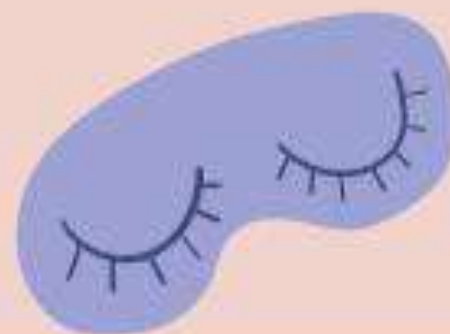
Don't forget to show some **LOVE** to yourself as well, you deserve it too!



**Recharge on
the daily**



**Enjoy time
with friends**



**Get adequate
Sleep**



**Take our time and
do what works for us**

A large, soft-edged watercolor splash in shades of light orange and peach, centered on a white background. The splash has a textured, layered appearance with varying intensities of color.

*Thank
you*

A cluster of colorful brush strokes in the top-left corner, featuring shades of brown, orange, and green. The strokes are of various lengths and orientations, creating a dynamic, artistic feel.A cluster of colorful brush strokes in the bottom-right corner, featuring shades of brown, orange, and green. The strokes are of various lengths and orientations, mirroring the top-left corner.